

## Texel Sheep Society GENETIC TRENDS

Year	No Lambs	8 Wk Weight	Mature Size	Litter Size	Maternal Ability	Scan Weight	Muscle Depth	Fat Depth	Lean Weight	Fat Weight	Gigot Musc'	FEC	Index
2000	32,065	1.37	0.99	0.04	0.43	3.31	0.78	-0.02	0.94	0.38	1.52	0.01	150.51
2001	29,721	1.51	1.11	0.05	0.43	3.64	0.75	-0.02	1.04	0.42	1.67	0.00	157.15
2002	32,117	1.59	1.13	0.05	0.42	3.82	0.78	-0.03	1.11	0.43	1.79	0.00	162.30
2003	60,871	1.56	1.20	0.06	0.41	3.76	0.67	-0.03	1.10	0.42	1.83	-0.01	160.53
2004	67,231	1.64	1.20	0.06	0.40	3.94	0.73	-0.05	1.18	0.43	1.96	0.00	167.29
2005	77,107	1.69	1.18	0.06	0.41	4.06	0.77	-0.07	1.23	0.43	2.02	0.02	171.35
2006	74,918	1.74	1.18	0.07	0.41	4.22	0.81	-0.08	1.29	0.43	2.17	0.03	176.25
2007	72,367	1.78	1.17	0.07	0.41	4.37	0.86	-0.09	1.33	0.43	2.26	0.05	179.58
2008	70,560	1.85	1.20	0.08	0.43	4.55	0.90	-0.10	1.38	0.44	2.37	0.06	184.07
2009	71,207	1.88	1.20	0.08	0.43	4.66	0.93	-0.11	1.41	0.44	2.43	0.06	186.02
2010	68,586	2.01	1.23	0.08	0.44	4.92	0.99	-0.12	1.49	0.46	2.55	0.06	192.06
2011	70,664	2.20	1.34	0.09	0.45	5.32	1.06	-0.13	1.63	0.50	2.78	0.07	202.63
2012	70,063	2.39	1.39	0.09	0.47	5.73	1.15	-0.13	1.75	0.54	3.02	0.08	212.74
2013	64,015	2.56	1.43	0.10	0.50	6.07	1.22	-0.14	1.86	0.57	3.18	0.09	221.32
2014	66,997	2.77	1.52	0.10	0.52	6.47	1.32	-0.13	1.99	0.61	3.38	0.10	232.60
2015	66,167	3.02	1.61	0.11	0.53	6.94	1.44	-0.13	2.15	0.67	3.62	0.11	245.19
2016	63,799	3.32	1.71	0.12	0.54	7.54	1.57	-0.13	2.36	0.73	3.93	0.11	262.07
2017	62,390	3.64	1.83	0.13	0.54	8.20	1.74	-0.12	2.56	0.81	4.27	0.13	279.74
2018	31,653	4.10	1.93	0.14	0.55	9.09	1.99	-0.10	2.82	0.92	4.69	0.14	302.60

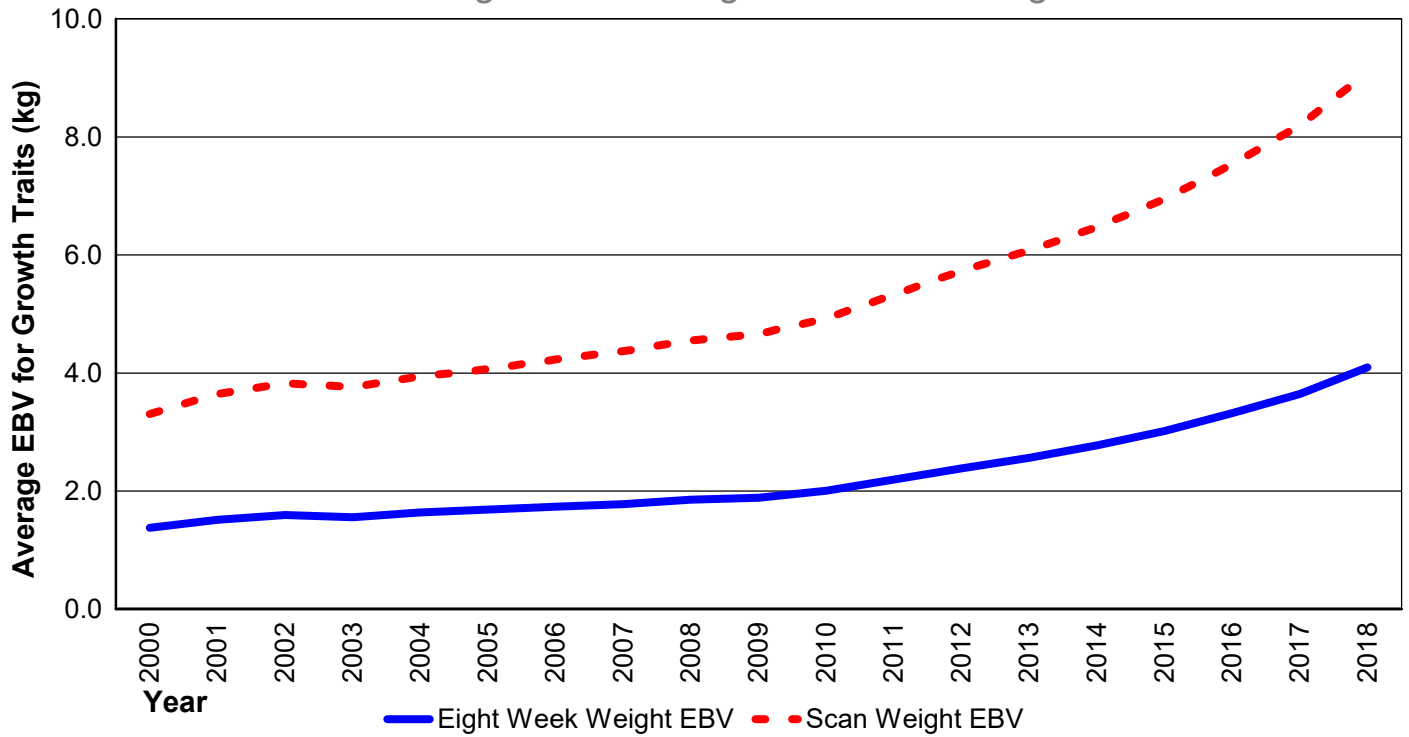
BLUP Run Number: 20085172 - 14/05/2018

2000 (01/08/1999 - 31/07/2000)

Number of Lambs: 31,653  
Average 8 week weight EBV 4.097  
Average mature size EBV 1.930  
Average litter size EBV 0.14  
Average maternal ability EBV 0.55  
Average scan weight EBV 9.09  
Average muscle depth EBV 1.99  
Average fat depth EBV -0.10  
Average lean weight EBV 2.82  
Average fat weight EBV 0.92  
Average gigot muscularity EBV 4.69  
Average FEC EBV 0.14  
Average 302.60  
Average Index

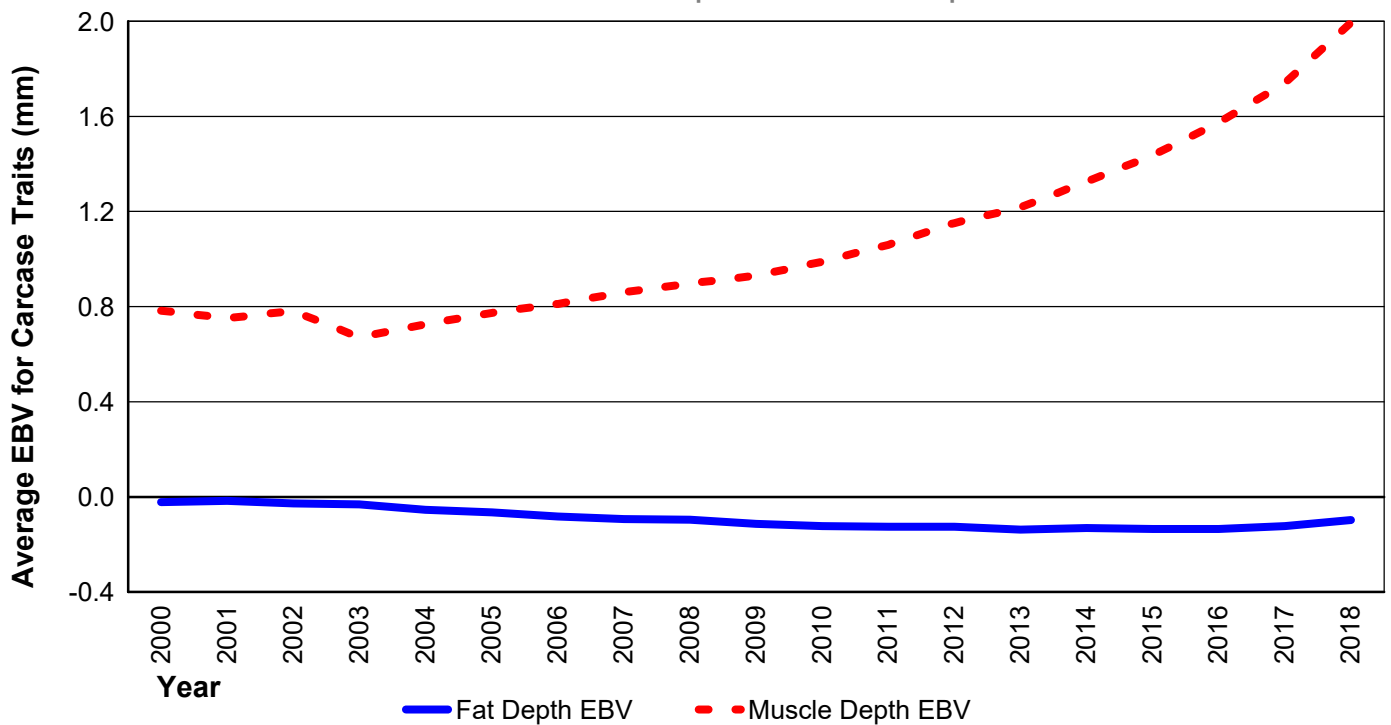
## Texel Sheep Society GENETIC TRENDS 2018

### Eight Week Weight and Scan Weight



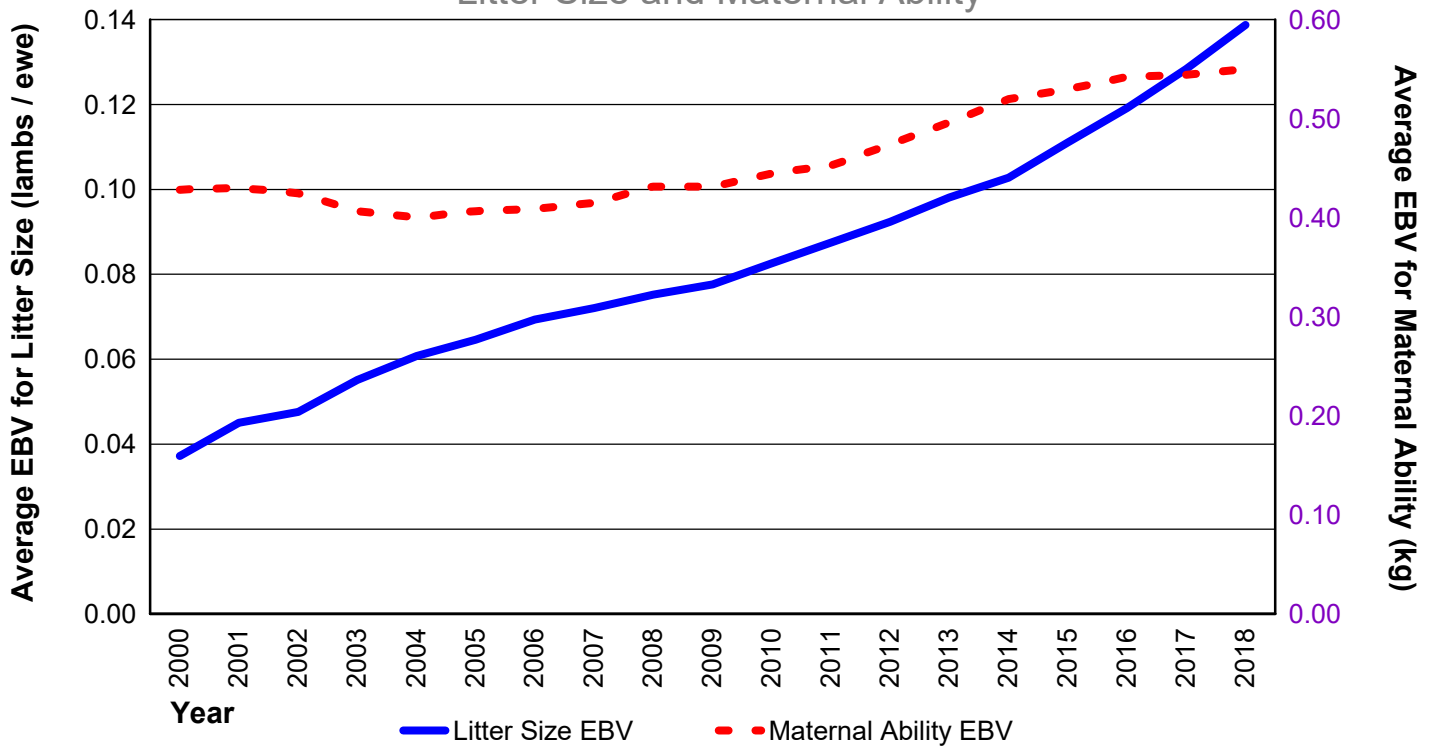
## Texel Sheep Society GENETIC TRENDS 2018

### Muscle Depth and Fat Depth



# Texel Sheep Society GENETIC TRENDS 2018

## Litter Size and Maternal Ability



## GENETIC GAIN IN INDEX

